

# Visible Body® on Ovid® – Complete Product List

## Complete line-up of 3D human anatomy education modules

*Current as of September 2014*

Visible Body is a suite of online programs that cover anatomy, physiology, muscles, the skeleton and the circulatory system through interactive 3D models, animations, quizzes and more.

Whether you support faculty, students, clinicians or medical device R&D, Ovid offers flexible subscription and purchasing options to allow you to customize Visible Body to meet your institution's specific needs. Plus, each program is offered for iPad® and/or Android®\* to support users that need access while on-the-go.

*\*select apps only*

## ESSENTIAL ANATOMY & PHYSIOLOGY RESOURCES

### Human Anatomy Atlas



This award-winning human anatomy general reference is a 3D visualization and learning tool used to interact and explore the systems of the human body.

It includes over 4,000 medically-accurate anatomical structures—developed by medically-trained medical illustrators and vetted by leading anatomists—covering both systemic and regional anatomy:

- Regional
- Nervous
- Senses
- Skeletal
- Muscular
- Circulatory
- Respiratory
- Digestive
- Urinary
- Reproductive
- Endocrine
- Lymphatic

Users will be able to isolate structures, create custom views, hear pronunciations, utilize the quiz function for self-study and more. The atlas is ideal for faculty, students, healthcare professionals, device manufacturers and all others interested in detailed visualization of human anatomy.



### Physiology Animations

This library of animations is a comprehensive collection of nearly 70 stunning, high-quality videos that illustrate and animate the core physiological processes of the human body.

This animation collection is a great complement to the atlas as it offers complex information distilled into short multimedia clips (30-60 seconds) accompanied by voice-over and text - allowing for easier understanding and retention.

- System Overviews
- Bones and Skeletal Muscles
- Respiration and Circulation
- Cells and Tissues
- Nutrition and Elimination

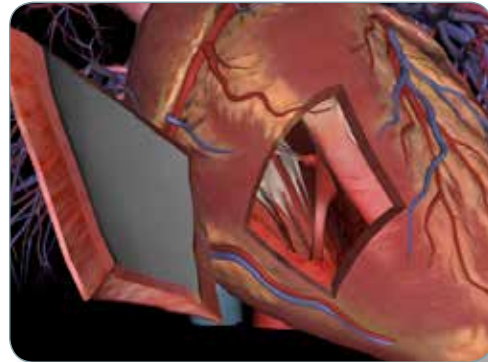
[Look Inside for Additional Offerings](#)

## PREMIUM SPECIALTY MODULES

### Heart & Circulatory Premium

Take a walk through the heart and circulatory system with this specialty program; it uses 3D models and interactive presentations, quick movies, and visually stunning images to give users a more in-depth look inside. Both students and healthcare professionals use this program for learning, reference and on-the-job patient education.

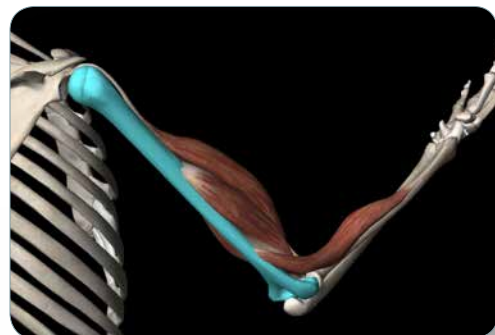
- Over 600 heart and vascular structures
- Basic functions
- Abnormal anatomy
- Common pathologies
- Procedures
- Quiz bank of over 200+ questions



### Muscle Premium

Dive into the muscles of the human body with this fully interactive 3D atlas. It is perfect for students, instructors, and healthcare professionals who seek to learn, review, or communicate in-depth information about muscles, their attachments and actions – specifically in sports medicine, physical therapy, chiropractic, medical device and other related fields.

- Over 600 muscles, 200+ bones, nerves, tendons, ligaments and bursae
- 2,200 points and surface areas of muscle attachment
- Hundreds of animated muscle flexion actions
- Pronunciations and definitions for all structures
- Details on blood supply and innervation
- Nearly 500 quiz questions



**Ovid Worldwide Headquarters**

333 7th Avenue  
New York, NY 10001  
(646) 674-6300  
(800) 343-0064  
Email: [sales@ovid.com](mailto:sales@ovid.com)

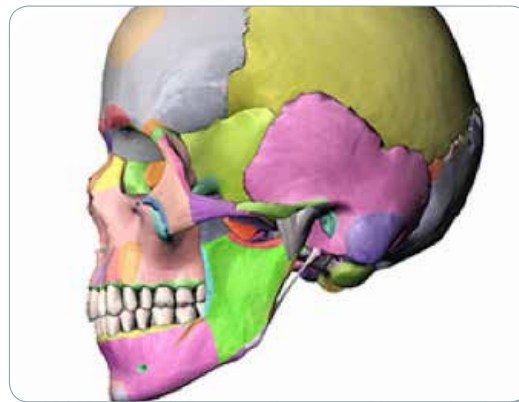
Additional sales offices are  
located in the following cities  
and countries:

Alphen aan den Rijn, The Netherlands  
Beijing, China  
Berlin, Germany  
Bologna, Italy  
Dubai, UAE  
Hong Kong  
Ilsan, South Korea  
Kuala Lumpur, Malaysia  
London, UK  
Madrid, Spain  
Mumbai, India  
New Delhi, India  
Norwood, MA, USA  
Paris, France  
Riyadh, Saudi Arabia  
Sandy, UT, USA  
Stockholm, Sweden  
Sydney, Australia  
Tokyo, Japan  
Warsaw, Poland

**Skeleton Premium**

This leading encyclopedic reference offers complete coverage of skeletal anatomy often used by physical therapists, occupational therapists, faculty, students and those looking for knowledge and reference of the complete skeleton.

- 3D models of over 200 bones
- Hundreds of ligaments
- Over 800 bony landmarks
- Moving synovial joints and bone tissue
- Animations and illustrations detailing bone anatomy and pathologies
- 500+ quiz questions

**NEED TO SUPPORT  
MOBILE USERS?**

Each program is  
also available for iPad®  
and select programs are  
available for Android®



[www.ovid.com](http://www.ovid.com)

To learn more about Visible Body on Ovid, contact  
your Ovid Representative or [sales@ovid.com](mailto:sales@ovid.com).